













































































1 100m Butterfly Women Final

Official

Rank	Competitor	Age	Club	RT	PTS	Result
1	 Deotille Viideau	16		0.74		1:01.36 Entry: 1:02.01 -0.65
	50m: 28.79 100m: 1:01.36 (32.57)					
2	 Alanna Rawson	15		0.70		1:02.78 Entry: 1:03.25 -0.47
	50m: 29.13 100m: 1:02.78 (33.65)					
3	 Indie Herbert	13		0.67		1:03.33 Entry: 1:06.85 -3.52
	50m: 29.09 100m: 1:03.33 (34.24)					
4	 Kiri Yamagami	16		0.65		1:03.72 Entry: 1:04.86 -1.14
	50m: 29.93 100m: 1:03.72 (33.79)					
5	 Alicia Story	16		0.74		1:04.08 Entry: 1:06.36 -2.28
	50m: 29.59 100m: 1:04.08 (34.49)					
6	 Tandia Fisher	15		0.69		1:04.59 Entry: 1:05.71 -1.12
	50m: 29.98 100m: 1:04.59 (34.61)					
7	 Alyssa Bai	15		0.71		1:04.68 Entry: 1:06.11 -1.43
	50m: 30.05 100m: 1:04.68 (34.63)					
8	 Jade Lyles	14		0.72		1:05.03 Entry: 1:04.72 +0.31
	50m: 29.80 100m: 1:05.03 (35.23)					
9	 Phoebe Nettle	15		0.66		1:05.10 Entry: 1:06.66 -1.56
	50m: 30.72 100m: 1:05.10 (34.38)					
10	 Anae Delande (13		0.67		1:05.11 Entry: 1:06.94 -1.83
	50m: 30.60 100m: 1:05.11 (34.51)					
11	 Sadie Percy	15		0.80		1:05.27 Entry: 1:06.75 -1.48
	50m: 30.81 100m: 1:05.27 (34.46)					
12	 Hannah Samps	16		0.68		1:05.35 Entry: 1:06.21 -0.86
	50m: 30.62 100m: 1:05.35 (34.73)					
13	 Ella Hanley	16		0.68		1:06.35 Entry: 1:07.84 -1.49
	50m: 31.41 100m: 1:06.35 (34.94)					

14	 Georgia Duske	14		0.64	1:06.51 Entry: 1:08.07	-1.56
	50m: 30.13 100m: 1:06.51 (36.38)					
15	 Scarlett Botes	16		0.77	1:06.96 Entry: 1:07.77	-0.81
	50m: 29.91 100m: 1:06.96 (37.05)					
16	 Amelia-Rose Se	14		0.72	1:07.00 Entry: 1:08.43	-1.43
	50m: 30.97 100m: 1:07.00 (36.03)					
17	 Anna Li	13		0.67	1:07.02 Entry: 1:08.20	-1.18
	50m: 30.91 100m: 1:07.02 (36.11)					
18	 Amelia McEwar	13		0.70	1:07.07 Entry: 1:07.57	-0.50
	50m: 30.56 100m: 1:07.07 (36.51)					
19	 Olivia Vivian	15		0.80	1:07.51 Entry: 1:07.72	-0.21
	50m: 31.33 100m: 1:07.51 (36.18)					
20	 Grace Khelan (14		0.62	1:07.56 Entry: 1:08.38	-0.82
	50m: 30.50 100m: 1:07.56 (37.06)					
21	 Amber Lin	15		0.67	1:07.70 Entry: 1:08.31	-0.61
	50m: 31.00 100m: 1:07.70 (36.70)					
22	 Olivia Xu	13		0.75	1:07.86 Entry: 1:10.29	-2.43
	50m: 31.14 100m: 1:07.86 (36.72)					
23	 Harriet McHardy	13		0.68	1:07.93 Entry: 1:08.46	-0.53
	50m: 30.77 100m: 1:07.93 (37.16)					
24	 Sophia McClint	14		0.57	1:07.95 Entry: 1:07.97	-0.02
	50m: 30.87 100m: 1:07.95 (37.08)					
25	 Tessa Scott	16		0.72	1:08.05 Entry: 1:09.30	-1.25
	50m: 31.42 100m: 1:08.05 (36.63)					
26	 Mila Kennedy	14		0.66	1:08.15 Entry: 1:08.88	-0.73
	50m: 31.29 100m: 1:08.15 (36.86)					
27	 Evelyn Loh	13		0.57	1:08.37 Entry: 1:10.85	-2.48
	50m: 32.08 100m: 1:08.37 (36.29)					
28	 Renee Dresner	15		0.79	1:08.42 Entry: 1:08.95	-0.53
	50m: 31.07 100m: 1:08.42 (37.35)					
29	 Lily Smith	16		0.77	1:08.58 Entry: 1:09.95	-1.37

50m: 31.49 100m: 1:08.58 (37.09)

30	 Emma Bryan	15	0.66	1:08.66 Entry: 1:08.83 -0.17
	50m: 31.89 100m: 1:08.66 (36.77)			
31	 Sarah Choi	13 	0.57	1:08.91 Entry: 1:09.20 -0.29
	50m: 32.11 100m: 1:08.91 (36.80)			
32	 Hannah Ker-Fo:	13 	0.71	1:09.28 Entry: 1:09.00 +0.28
	50m: 31.32 100m: 1:09.28 (37.96)			
33	 Sienna Webby	14 	0.70	1:09.46 Entry: 1:10.30 -0.84
	50m: 32.31 100m: 1:09.46 (37.15)			
34	 April Lin	13 	0.71	1:09.78 Entry: 1:09.73 +0.05
	50m: 31.81 100m: 1:09.78 (37.97)			
35	 Tayla Cox	15 	0.67	1:09.97 Entry: 1:08.88 +1.09
	50m: 32.26 100m: 1:09.97 (37.71)			
36	 Sarina Tang	14 	0.74	1:10.16 Entry: 1:09.36 +0.80
	50m: 32.29 100m: 1:10.16 (37.87)			
37	 Maddie Ericson	14 	0.80	1:10.26 Entry: 1:12.09 -1.83
	50m: 32.68 100m: 1:10.26 (37.58)			
38	 Shyla Kennard	16 	0.76	1:10.54 Entry: 1:09.44 +1.10
	50m: 32.05 100m: 1:10.54 (38.49)			
39	 Olivia Johnson	16 	0.72	1:10.72 Entry: 1:10.22 +0.50
	50m: 33.14 100m: 1:10.72 (37.58)			
40	 Ivy Weatherstor	14 	0.78	1:11.79 Entry: 1:11.33 +0.46
	50m: 32.49 100m: 1:11.79 (39.30)			